

**Skyrunner**  
OFFICIAL AUSTRALIAN DISTRIBUTOR



**IMPORTANT NOTICES**  
**PLEASE READ BEFORE USING SKYRUNNERS**

# **!! IMPORTANT !!**

## **WARRANTY NOTICE**

!!! Please comply to the following instructions or failure to do so will render your **SKYRUNNER** WARRANTY null and void. !!!

Please also check the Website

[www.skyrunneraustralia.com.au](http://www.skyrunneraustralia.com.au)

For the Knee Bar Adjustment Instructional Video as this needs to be performed before you can use your **SKYRUNNERS**.

**!! NOTE !!**

Knee Bar Adjustment only applies to 50-70 / 70-90 / 90-110 kg  
Size **SKYRUNNERS**.

**!! PLEASE NOTE !!**

**LUBRICATION OF ALL SIZE SKYRUNNERS WITH SILICON SPRAY**

All size **SKYRUNNERS** require **SILICON SPRAY** to be sprayed into all pivoting points on your **SKYRUNNERS**. This must only be done before you use them for the first time and every 4<sup>th</sup> or 5<sup>th</sup> thereafter.

You **MUST NOT USE** OIL / WD40 / RP7 / CRC or any other types of lubricants or sprays other than **SILICON SPRAY**

If you reside in Australia, **SILICON SPRAY** is available from any of the following outlets,

**REPCO / BUNNINGS / SUPERCHEAP AUTOS / or any good Hardware Store.**

Please refer to the following photos for the correct Lubrication Points.

# LUBRICATION POINTS

## FOR ALL SIZE *SKYRUNNERS*

Diagram 1




Diagram 2



Diagram 3




Diagram 4




Diagram 5




Diagram 6



# **!! IMPORTANT NOTICE !!**

**This information is for the tightening of Buckles and Straps**

**It is vital that you tighten all Buckles and Straps in accordance with the following instructions as failure of the Buckles may occur if tightened incorrectly**



**Never pull any Straps at 90 Degrees or Right Angles as this puts undue Stress on the Buckles which they are not designed for.**



**Always pull Straps in line with the Strap. Place your finger on the lower side of the Buckle and push up to put some tension on it. Then pull the Strap through to be comfortably firm and then clip the Buckle over. It is now safely secure.**

**!! ATTENTION !!**

# Adult Skyrunner Pivoting Footplate Information

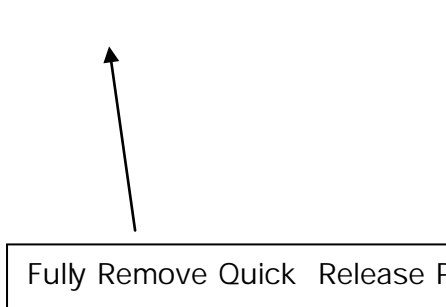


Fig 1

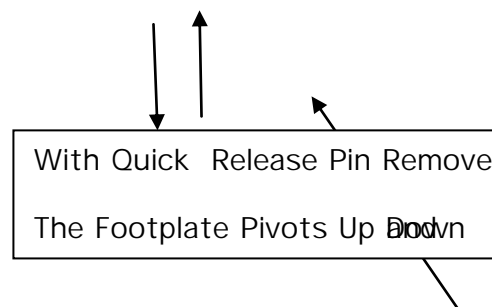


Fig 2

THE PIVOTING FOOTPLATE IS AN EXCLUSIVE FEATURE TO  
**SKYRUNNERS**

This allows for the natural motion movement when you walk or run, in allows for the natural arch which we move our legs.

**WITH FOOTPLATE LOCKED (Quick Release Pin not Removed)**

This mode is used for **jumping** and can also be used for walking or running. It should also be in this mode when **leaning**

**WITH FOOTPLATE UNLOCKED (Quick Release Pin Removed)**

Refer to Fig 1 and Fig 2, this mode allows for easier walking and running, **but must not be used for Jumping**

**SKYRUNNERS** can be used in any of these modes dependent upon what suits the user